

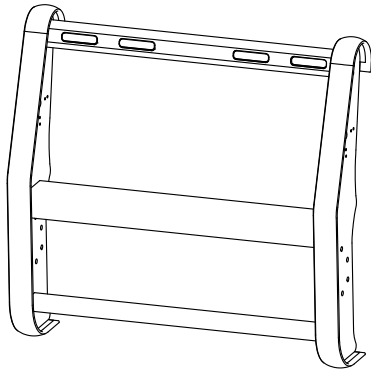
INSTALLATION GUIDE
PUSH BUMPER
PB81FT16 HD
2016 FORD F150 4-DOOR &
FORD EXPEDITION

Pro-gard[™]
PRODUCTS LLC.

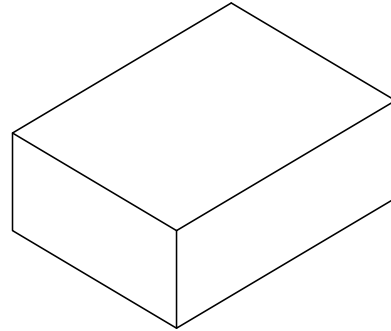
STRONG | RELIABLE | SECURE

pro-gard.com
800.480.6680

THESE COMPONENTS ARE REQUIRED
TO INSTALL THE PRO-GARD PUSH BUMPER SYSTEM



4PBTHD



4PB81FT16
MOUNTING KIT

I. Refer to the diagram on the last page of these instructions to verify all parts were received.

II. Tools Required:

- A. 15mm socket wrench (1/2" drive preferred)
- B. 3/4" combination wrench and socket wrench (1/2" drive preferred)

III. Read all instructions carefully before beginning the installation process.

IV. Removal of OEM Front Tow Hooks.

- A. Locate and remove the OEM front tow hooks from the front of each frame rail by removing two bolts from below on each side.
- B. Keep the bolts and nut assemblies nearby for reinstallation.

V. Installing the push bumper mounting brackets.

- A. Orient the Mounting Brackets near the front of the vehicle as shown on the last two page.
- B. Place the Mounting Bracket against the bottom of the corresponding frame rail and attach using the OEM bolts and nuts. Leave bolts loose for alignment with the front section of the Push Bumper system.
- C. Repeat for other side

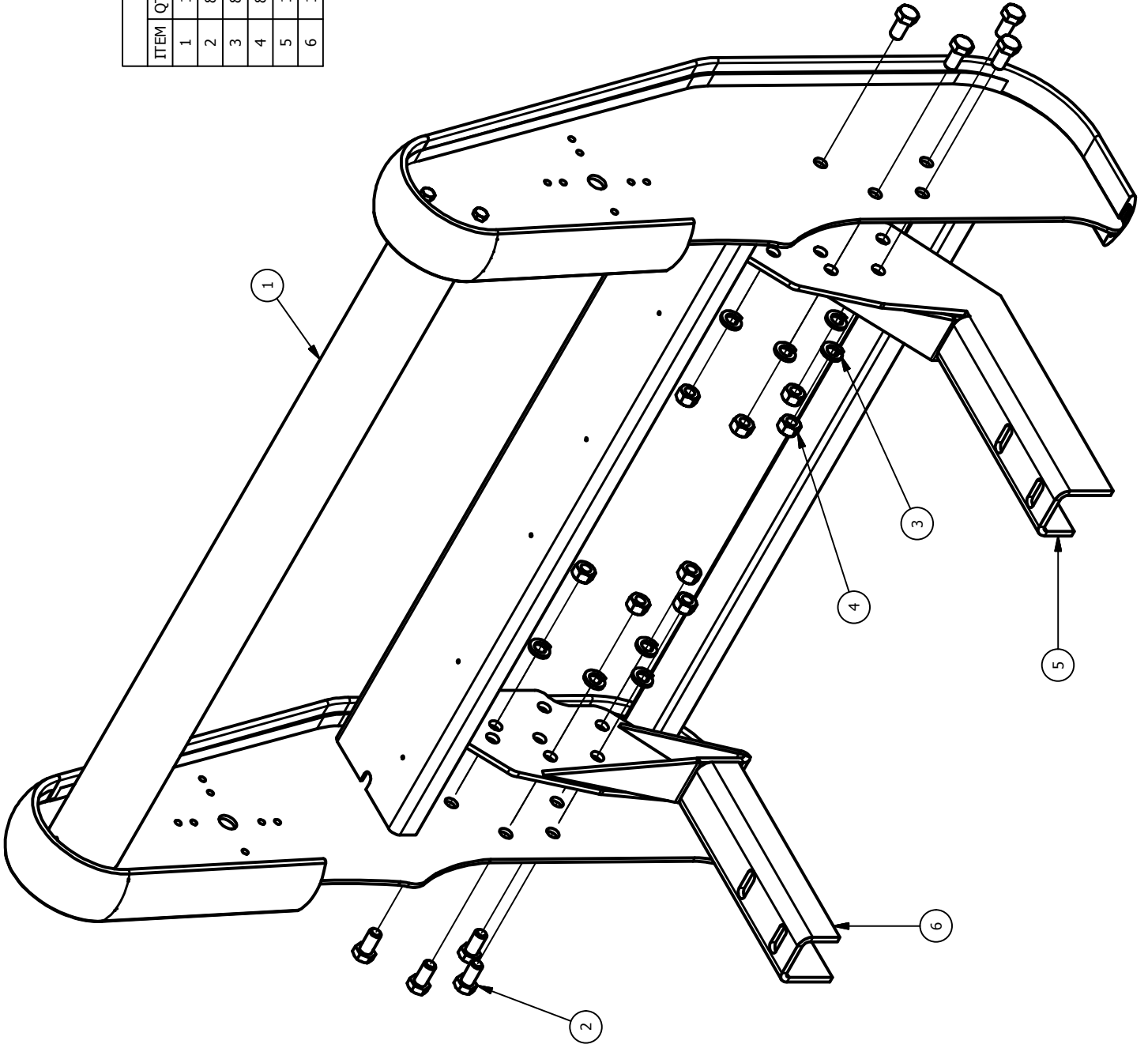
VI. Push Bumper Installation

- A. Carefully align the four holes located on each side of the lower portion of the push bumper (4PBTHD) with both mounting brackets (3PBK8116-02P & D) four hole locations. If installing on a Ford Expedition utilize the four hole locations in the upper, forward positions. If installing on a Ford F-150 utilize the four hole locations in the lower, rearward positions. Secure the push bumper to the brackets using the provided 3X174 bolts, 3X175 lock washers, and 3X176 nuts. (Refer to page 4)

- B. Tighten all fasteners and ensure push bumper is securely mounted to the vehicle.

VII. Installation Complete

PARTS LIST			
ITEM	QTY	PART NUMBER	DESCRIPTION
1	1	4PBTHD	TRUCK PUSH BUMPER
2	8	3X174	1/2-13 x 1" HHCS, GR8, Blk Zn/C
3	8	3X175	1/2" WSHR Split Lock, Blk Zn/C
4	8	3X176	1/2-13 NUT, GR8, Blk Zn/C
5	1	3PBK8116-03P	PS PUSH BUMPER BRACKET
6	1	3PBK8116-03D	DS PUSH BUMPER BRACKET



NOTE: FORD F-150 MOUNTING
POSITION SHOWN